



iriComm 4.0

“Our mission with the iriComm 4.0 headset was to create a product that truly meets the evolving needs of our customers. By combining invaluable customer feedback with the latest technological advancements, we have crafted a headset that surpasses expectations in terms of performance, comfort, and functionality.”

- Thomas B. Svenningen, CSO.



iriComm 4.0 Wireless



iriComm 4.0 Wireless is our brand new headset. IriComm 4.0 Wireless has the same features as a standard wireless headset, plus Situational Awareness function and 3-Mode LED light

iriComm 4.0 Wireless works on the 2.4 GHz band and connects to iriSound Solutions (Intelligent Intercom), to mobile phones and even Peer To Peer. iriComm 4.0 supports two simultaneous connections at the same time.




iriComm 4.0 will serve you day in and day out

Specifically developed for Rescue Teams and for use in loud surroundings with the best performance, iriComm 4.0 has impressive specifications e.g. IP67 waterproof rating, and Noise Cancelling Microphone that has an impressive SPL. of 142 dB, which is necessary for working with helicopters.

Working in rough conditions, as helicopter rescue swimmer, in tactical teams or fire departments, the importance of clear and uninterrupted communication at sea can not be underestimated. In many cases it is what separates success from failure. Weather conditions, surrounding noise, distance to team members – all factors potentially making clear communication difficult or impossible.

iriComm 4.0 comes in various configurations, and can be interfaced to external handheld radios, fixed radios, iriSound Audio Mixers and even comes in a BlueTooth® version.



**Range depends on the surroundings*



Porthusvej 7A +45 43 43 26 26
3490 Kvistgaard info@iwcs.eu
Denmark www.iwcs.eu



Connectivity

Used as a Stand Alone Headset iriComm 4.0 can connect to a Mobile Phone and have Media Streaming. Incoming calls can be answered directly from the headset and media streaming will be set on hold immediately. When either the caller or the user hangs up the call, the media streaming reconnects immediately.

In Peer To Peer setup, two iriComm 4.0 Headsets can have a simultaneous mobile phone connection. The two users will have Full Duplex Intercom. Any incoming phone calls can be accepted directly from the headset, and will, when accepted, disconnect the intercom as long as the phone conversation is ongoing. When a mobile phone call is hung up the Intercom mode is reactivated instantly.

In an iriSound Intercom set up with more than two users and maybe external radio connections, the iriComm 4.0 headset will provide Full Duplex Intercom to all users. External radios will be integrated in the solution and allow everybody to hear everything... Using an iriSelect – groups can be defined.



Headset



Mobile



iriConnect



iriSound

Voice Prompts

iriComm 4.0 Wireless has Voice Prompts which gives the user audible information when any feature is selected. Connections or lost connections, battery status, ON / OFF information, charge mode, pairing etc.

Charging

iriComm 4.0 wireless has an advanced battery and charge circuit. The 430 mAh LiPo/Lilon battery provides long life and long operational time. iriComm 4.0 is delivered with a USB charging cable.

Full Duplex

Full duplex enables two-way communication between devices, allowing simultaneous audio transmission and reception.

This ensures simultaneous information exchange, eliminating the need for device synchronization. Examples: phone calls, video conferencing.

Microphone

The noise-cancelling boom microphone on iriComm 4.0 is capable of handling extreme background noise levels without compromising voice intelligibility. It can handle an impressive soundpressure level (SPL) of 142dB.

iriComm 4.0 Wired

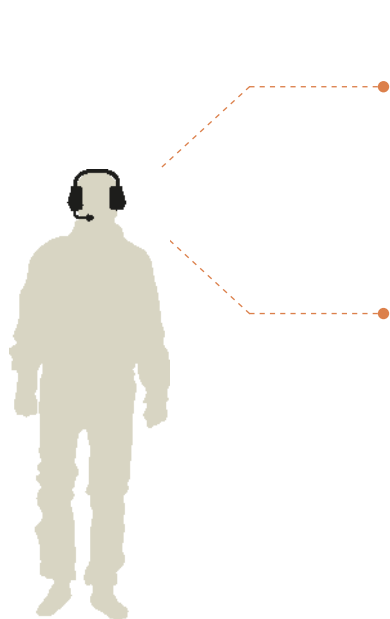


With its unique and improved design iriComm 4.0 is engineered to provide best in class audio quality under extreme conditions.

The use of patented acoustic membranes secures the sound quality and makes iriComm 4.0 the ideal choice for those working in noisy, wet and salty environments.

Our iriComm 4.0 headset is supplied with a radio-specific connector matching your handheld radio.

Depending on radio model, attaching the headset may disable the radio's internal microphone and speaker. Volume control is handled by operating the radio's volume setting. PTT function on the headset is available to activate the radio for outgoing calls.




MIL



SAR

The iriHS* communicates with iriSound, and the build-in amplifiers and digital volume control allow you to adjust the volume to exactly the desired level. The non-volatile memory will make sure your setting is remembered for next time the system is re-started.

With IWCS' headset connection panel you can attach your iriComm 4.0 headset directly to your onboard radio. Giving you crystal clear audio and PTT on the headset while maintaining the fist microphone as backup.



Radio



iriHS*



HCP**



Attachment options

iriComm 4.0 can be delivered in both a headband version and a version for helmet attachment. Some users and some cases require an easy switch between the two ways of wearing the headset. The headband of iriComm 4.0 is so thin that it can comfortably be worn under a high cut helmet. Flexibility that saves you the cost of having 2 headsets.



Headband

When ordered in headband version, iriComm 4.0 comes with the earcups attached to a slim, lightweight headband, where the patch wire is hidden inside. The adjustable swirl arms make it easy to comfortably fit any head size.

Helmet

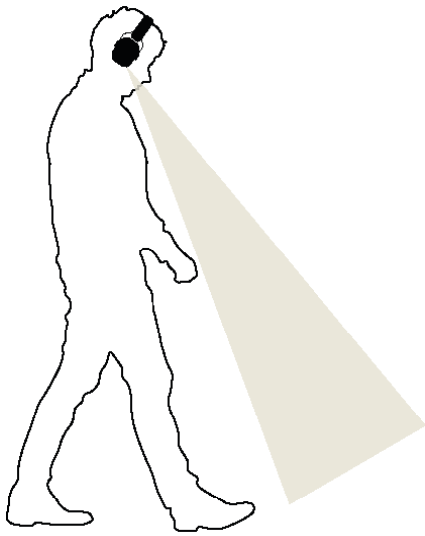
iriComm 4.0 supports many different helmet attachments. If ordered as helmet attachments, the patch wire between the 2 earcups is 70 cm. Mount the wire in a secure way, behind the neck of the helmet or inside the helmet. The distance between the 2 holders are 88 mm, and fits standard IWCS, Peltor bracket etc.





LED

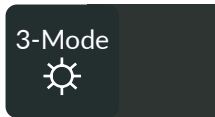
This feature provides three very useful light modes. Dimmed mode provides sufficient light for reading a map held in your hands without causing too much disturbance of your night vision or the people in your vicinity.



High-beam mode lights up the path in front of you, and makes it possible to move around and navigate in total darkness.

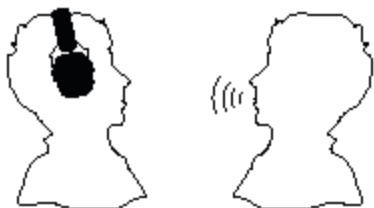


In Strobe mode the LED continuously emits powerful flashes at a constant frequency helping others locate you in the dark. Even a mile or two away a helicopter without FLIR equipment will be able to easily locate your position.



Situational Awareness

Situational awareness makes it possible to have a "local" conversation and hear what is happening around you without removing the headset. When Hear-Through mode is enabled, sound from the intercom system or connected radio is attenuated by 24dB. This allows for monitoring intercom or radio traffic while engaging in "local" conversation.





IWCS ApS • Porthusvej 7A • 3490 Kvistgaard • Denmark
+45 43 43 26 26 • info@iwcs.eu • www.iwcs.eu